



Certificate of Analysis

Laboratory Sample ID: TE40904006-004



Production Method: Cured
Harvest/Lot ID: AZTRHCL- 20240903- 061
Batch#: ALP240814
Harvest Date: 08/14/24
Sample Size Received: 17.51 gram
Total Amount: 7 gram
Retail Product Size: 15 gram
Retail Serving Size: 15 gram
Servings: 1
Ordered: 09/04/24
Sampled: 09/04/24
Sample Collection Time: 12:00 PM
Completed: 09/06/24

Sep 06, 2024 | Total Health & Wellness
 dba True Harvest

License # 00000100DCWU00857159

4301 W Buckeye Rd.
 Phoenix, AZ, AZ, 85043, US

PASSED

Pages 1 of 6

SAFETY RESULTS



Pesticides
PASSED



Heavy Metals
PASSED



Microbials
PASSED



Mycotoxins
PASSED



Residuals
 Solvents
 NOT TESTED



Filtration
 NOT TESTED



Water Activity
 NOT TESTED



Moisture
 NOT TESTED

MISC.



Terpenes
TESTED



Cannabinoid

PASSED



Total THC
30.02%



Total CBD
ND



Total Cannabinoids
35.87%

	D9-THC	THCA	CBD	CBDA	CBG	CBGA	CBN	D8-THC	THCV	CBDV	CBC
%	ND	34.24	ND	ND	0.14	1.50	ND	ND	ND	ND	ND
mg/g	ND	342.4	ND	ND	1.4	15.0	ND	ND	ND	ND	ND
LOD	0.01	0.01	0.01	0.01	0.01	0.01	0.01	0.01	0.01	0.01	0.01
	%	%	%	%	%	%	%	%	%	%	%

Analyzed by: 312, 272, 87 Weight: 0.2009g Extraction date: 09/04/24 18:35:45 Extracted by: 333,312

Analysis Method : SOP.T.30.500, SOP.T.30.031, SOP.T.40.031
 Analytical Batch : TE005726POT
 Instrument Used : TE-004 "Duke Leto" (Flower)
 Analyzed Date : 09/04/24 18:32:45

Reviewed On : 09/05/24 17:21:39
 Batch Date : 09/04/24 13:03:05

Dilution : 400
 Reagent : N/A
 Consumables : N/A
 Pipette : N/A

Full spectrum cannabinoid analysis utilizing High Performance Liquid Chromatography with Photo Diode Array detector (HPLC-PDA) for analysis. (Methods: SOP.T.30.500 for sample homogenization, SOP.T.30.031 for sample prep, SOP.T.40.031 for analysis on Shimadzu LC-20X0 series HPLCs). Potency results for cannabis flower products are reported on an "as received" basis, without moisture correction.

This Kaycha Labs Certification shall not be reproduced, unless in its entirety, without written approval from Kaycha Labs. The results relate only to the material or product analyzed. ND=Not Detected, ppm=Parts Per Million, ppb=Parts Per Billion, RSD=Relative Standard Deviation. Limit of Detection (LOD) and Limit Of Quantitation (LOQ) are terms used to describe the smallest concentration that can be detected and reliably measured by an analytical procedure, respectively. Action Levels are State-determined thresholds based on the action limits published in Table 3.1 of 9 A.A.C. 17 and 9 A.A.C. 18. The Measurement of Uncertainty (MU) error is available from the lab upon request. The "Decision Rule" for pass/fail does not include the MU. Any calculated totals may contain rounding errors. Testing results were obtained according to requirements stated in QMS.100.010.AZ Quality Manual.

Ariel Gonzales
 Lab Director

State License #
 0000024LCMD66604568
 ISO 17025 Accreditation # 97164



Signature
 09/06/24



Certificate of Analysis

PASSED

Total Health & Wellness dba True Harvest

Sample : TE40904006-004

Harvest/Lot ID: AZTRHCL- 20240903- 061

4301 W Buckeye Rd.

Phoenix, AZ, AZ, 85043, US

Telephone: (612) 599-4361

Email: jpastor@trueharvestco.com

License #: 00000100DCWU00857159

Batch #: ALP240814

Sampled : 09/04/24

Ordered : 09/04/24

Sample Size Received : 17.51 gram

Total Amount : 7 gram

Completed : 09/06/24 Expires: 09/06/25

Sample Method : SOP Client Method

Page 2 of 6



Terpenes

TESTED

Terpenes	LOD (%)	mg/g	%	Result (%)	Terpenes	LOD (%)	mg/g	%	Result (%)
TOTAL TERPENES		11.465	1.1465	<div style="width: 100%;"></div>	ALPHA-PINENE	ND	ND		<div style="width: 0%;"></div>
BETA-MYRCENE	5.029	0.5029		<div style="width: 4.38%;"></div>	ALPHA-TERPINENE	ND	ND		<div style="width: 0%;"></div>
LIMONENE	2.427	0.2427		<div style="width: 2.12%;"></div>	ALPHA-TERPINEOL	ND	ND		<div style="width: 0%;"></div>
OCIMENE	2.060	0.2060		<div style="width: 1.80%;"></div>	BETA-PINENE	ND	ND		<div style="width: 0%;"></div>
LINALOOL	0.972	0.0972		<div style="width: 0.85%;"></div>	CIS-NEROLIDOL	ND	ND		<div style="width: 0%;"></div>
BETA-CARYOPHYLLENE	0.568	0.0568		<div style="width: 0.49%;"></div>	GAMMA-TERPINENE	ND	ND		<div style="width: 0%;"></div>
GUAJOL	0.409	0.0409		<div style="width: 0.36%;"></div>	GAMMA-TERPINEOL	ND	ND		<div style="width: 0%;"></div>
3-CARENE	ND	ND		<div style="width: 0%;"></div>	TRANS-NEROLIDOL	ND	ND		<div style="width: 0%;"></div>
BORNEOL	ND	ND		<div style="width: 0%;"></div>	Analyzed by: 334, 39, 272, 87 Weight: 0.2365g Extraction date: 09/04/24 18:29:04 Extracted by: 334				
CAMPHENE	ND	ND		<div style="width: 0%;"></div>	Analysis Method : SOP.T.30.500, SOP.T.30.064, SOP.T.40.064				
CAMPHOR	ND	ND		<div style="width: 0%;"></div>	Analytical Batch : TE005725TER Reviewed On : 09/05/24 15:50:14				
CARYOPHYLLENE OXIDE	ND	ND		<div style="width: 0%;"></div>	Instrument Used : TE-096 "MS - Terpenes 1", TE-097 "AS - Terpenes 1", TE-103 "Computer - Terpenes 1", TE-093 "GC - Terpenes 1" Batch Date : 09/04/24 12:25:47				
CEDROL	ND	ND		<div style="width: 0%;"></div>	Analyzed Date : 09/04/24 14:46:59				
EUCALYPTOL	ND	ND		<div style="width: 0%;"></div>	Dilution : N/A				
FENCHONE	ND	ND		<div style="width: 0%;"></div>	Reagent : 101723.22; 111122.01				
FENCHYL ALCOHOL	ND	ND		<div style="width: 0%;"></div>	Consumables : 947.155; H109203-1; 04304030; 8000031463; 20240202; 1; GD23001; 17315771				
GERANIOL	ND	ND		<div style="width: 0%;"></div>	Pipette : N/A				
GERANYL ACETATE	ND	ND		<div style="width: 0%;"></div>	Terpenes screening is performed using GC-MS which can detect below single digit ppm concentrations. (Methods: SOP.T.30.500 for sample homogenization, SOP.T.30.064 for sample prep, and SOP.T.40.064 for analysis via ThermoScientific 1310-series GC equipped with an AI 1310-series liquid injection autosampler and detection carried out by ISQ 7000-series mass spectrometer). Terpene results are reported on a wt/wt% basis. Testing result is for informational purposes only and cannot be used to satisfy dispensary testing requirements in R9-17-317.01(A) or labeling requirements in R9-17-317. Nor, can it be used to satisfy marijuana establishment testing requirements in R9-18-311(A) or labeling requirements in R9-18-310 - Q3.				
ISOBORNEOL	ND	ND		<div style="width: 0%;"></div>					
ISOPULEGOL	ND	ND		<div style="width: 0%;"></div>					
MENTHOL	ND	ND		<div style="width: 0%;"></div>					
NEROL	ND	ND		<div style="width: 0%;"></div>					
PULEGONE	ND	ND		<div style="width: 0%;"></div>					
SABINENE	ND	ND		<div style="width: 0%;"></div>					
SABINENE HYDRATE	ND	ND		<div style="width: 0%;"></div>					
TERPINOLENE	ND	ND		<div style="width: 0%;"></div>					
VALENCENE	ND	ND		<div style="width: 0%;"></div>					
ALPHA-BISABOLOL	ND	ND		<div style="width: 0%;"></div>					
ALPHA-CEDRENE	ND	ND		<div style="width: 0%;"></div>					
ALPHA-HUMULENE	ND	ND		<div style="width: 0%;"></div>					
ALPHA-PHELLANDRENE	ND	ND		<div style="width: 0%;"></div>					
Total (%)		1.1460		<div style="width: 100%;"></div>					



Certificate of Analysis

PASSED

Total Health & Wellness dba True Harvest

Sample : TE40904006-004

Harvest/Lot ID: AZTRHCL- 20240903- 061

4301 W Buckeye Rd.
Phoenix, AZ, 85043, US

Telephone: (612) 599-4361

Email: jpastor@trueharvestco.com

License # : 00000100DCWU00857159

Batch # : ALP240814

Sampled : 09/04/24

Ordered : 09/04/24


Sample Size Received : 17.51 gram

Total Amount : 7 gram

Completed : 09/06/24 Expires: 09/06/25

Sample Method : SOP Client Method

Page 3 of 6



Pesticides

PASSED

Pesticide	LOD	Units	Action Level	Pass/Fail	Result	Pesticide	LOD	Units	Action Level	Pass/Fail	Result
AVERMECTINS (ABAMECTIN B1A)	0.0170	ppm	0.5	PASS	ND	TOTAL SPINOSAD	0.0060	ppm	0.2	PASS	ND
ACEPHATE	0.0100	ppm	0.4	PASS	ND	SPIROMESIFEN	0.0080	ppm	0.2	PASS	ND
ACETAMIPRID	0.0050	ppm	0.2	PASS	ND	SPIROTETRAMAT	0.0060	ppm	0.2	PASS	ND
ALDICARB	0.0140	ppm	0.4	PASS	ND	SPIROXAMINE	0.0040	ppm	0.4	PASS	ND
AZOXYSTROBIN	0.0050	ppm	0.2	PASS	ND	TEBUCONAZOLE	0.0040	ppm	0.4	PASS	ND
BIFENAZATE	0.0060	ppm	0.2	PASS	ND	THIACLOPRID	0.0060	ppm	0.2	PASS	ND
BIFENTHRIN	0.0050	ppm	0.2	PASS	ND	THIAMETHOXAM	0.0060	ppm	0.2	PASS	ND
BOSCALID	0.0050	ppm	0.4	PASS	ND	TRIFLOXYSTROBIN	0.0060	ppm	0.2	PASS	ND
CARBARYL	0.0080	ppm	0.2	PASS	ND	CHLORFENAPYR *	0.0270	ppm	1	PASS	ND
CARBOFURAN	0.0050	ppm	0.2	PASS	ND	CYFLUTHRIN *	0.0150	ppm	1	PASS	ND
CHLORANTRANILIPROLE	0.0110	ppm	0.2	PASS	ND	Analyzed by: 152, 272, 87 Weight: 0.5005g Extraction date: 09/05/24 12:29:38 Extracted by: 152 Analysis Method : SOP.T.30.500, SOP.T.30.104.AZ, SOP.T.40.104.AZ Analytical Batch : TE005737PES Instrument Used : TE-118 "MS/MS Pest/Myco 1", TE-261 "UHPLC - Pest/Myco 2" Analyzed Date : 09/05/24 15:04:39 Reviewed On : 09/06/24 16:10:14 Batch Date : 09/04/24 17:32:59					
CHLORPYRIFOS	0.0050	ppm	0.2	PASS	ND	Dilution : 25 Reagent : 082724.R35; 082724.R34; 073024.R31; 073024.R30; 090324.R12; 082624.R23; 081424.R31; 090324.R13; 041823.06 Consumables : 947.155; 8000038072; 111423CH01; 220318-306-D; 1008645998; GD23001; 426220-JC Pipette : TE-060 SN:20C35457 (20-200uL); TE-108 SN:20B18337 (100-1000uL)					
CLOFENTAZINE	0.0100	ppm	0.2	PASS	ND	Pesticide screening is carried out using LC-MS/MS supplemented by GC-MS/MS for volatile pesticides. (Methods: SOP.T.30.500 for sample homogenization, SOP.T.30.104.AZ for sample prep, and SOP.T.40.104.AZ for analysis on ThermoScientific Altis TSQ with Vanquish UHPLC). Analyzed by: 152, 272, 87 Weight: 0.5005g Extraction date: 09/05/24 12:29:38 Extracted by: 152 Analysis Method : SOP.T.30.500, SOP.T.30.104.AZ, SOP.T.40.154.AZ Analytical Batch : TE005746VOL Instrument Used : TE-118 "MS/MS Pest/Myco 1", TE-261 "UHPLC - Pest/Myco 2" Analyzed Date : 09/05/24 15:04:20 Reviewed On : 09/06/24 16:10:59 Batch Date : 09/05/24 14:43:54					
CYPERMETHRIN	0.1000	ppm	1	PASS	ND	Dilution : 25 Reagent : 082724.R35; 082724.R34; 073024.R31; 073024.R30; 090324.R12; 082624.R23; 081424.R31; 090324.R13; 041823.06 Consumables : 947.155; 8000038072; 111423CH01; 220318-306-D; 1008645998; GD23001; 426220-JC Pipette : TE-060 SN:20C35457 (20-200uL); TE-108 SN:20B18337 (100-1000uL)					
DIAZINON	0.0060	ppm	0.2	PASS	ND	Supplemental pesticide screening using GC-MS/MS to quantitatively screen for Chlorfenapyr, Cyfluthrin, Cypermethrin, and Diazinon; as well as the qualitative confirmation of Dichlorvos, Permethrins, Piperonyl Butoxide, Prallethrin, Propiconazole, Pyrethrins, and Tebucanazole which are all quantitatively screened using LC-MS/MS. (Methods: SOP.T.30.500 for sample homogenization, SOP.T.30.104.AZ for sample prep, and SOP.T.40.154.AZ for analysis using a ThermoScientific 1310-series GC equipped with a TriPlus RSH autosampler and detected on a TSQ 9000-series mass spectrometer).					
DAMINOZIDE	0.0100	ppm	1	PASS	ND						
DICHLORVOS (DDVP)	0.0010	ppm	0.1	PASS	ND						
DIMETHOATE	0.0060	ppm	0.2	PASS	ND						
ETHOPROPHOS	0.0040	ppm	0.2	PASS	ND						
ETOFENPROX	0.0060	ppm	0.4	PASS	ND						
ETOXAZOLE	0.0040	ppm	0.2	PASS	ND						
FENOXICARB	0.0050	ppm	0.2	PASS	ND						
FENPYROXIMATE	0.0040	ppm	0.4	PASS	ND						
FIPRONIL	0.0060	ppm	0.4	PASS	ND						
FLONICAMID	0.0090	ppm	1	PASS	ND						
FLUDIOXONIL	0.0060	ppm	0.4	PASS	ND						
HEXYTHIAZOX	0.0050	ppm	1	PASS	ND						
IMAZALIL	0.0110	ppm	0.2	PASS	ND						
IMIDACLOPRID	0.0080	ppm	0.4	PASS	ND						
KRESOXIM-METHYL	0.0070	ppm	0.4	PASS	ND						
MALATHION	0.0070	ppm	0.2	PASS	ND						
METALAXYL	0.0040	ppm	0.2	PASS	ND						
METHIOCARB	0.0040	ppm	0.2	PASS	ND						
METHOMYL	0.0050	ppm	0.4	PASS	ND						
MYCLOBUTANIL	0.0100	ppm	0.2	PASS	ND						
NALED	0.0070	ppm	0.5	PASS	ND						
OXAMYL	0.0080	ppm	1	PASS	ND						
PACLOBUTRAZOL	0.0050	ppm	0.4	PASS	ND						
TOTAL PERMETHRINS	0.0030	ppm	0.2	PASS	ND						
PHOSMET	0.0100	ppm	0.2	PASS	ND						
PIPERONYL BUTOXIDE	0.0050	ppm	2	PASS	ND						
PRALLETHRIN	0.0130	ppm	0.2	PASS	ND						
PROPICONAZOLE	0.0050	ppm	0.4	PASS	ND						
PROPOXUR	0.0050	ppm	0.2	PASS	ND						
TOTAL PYRETHRINS	0.0010	ppm	1	PASS	ND						
PYRIDABEN	0.0040	ppm	0.2	PASS	ND						

This Kaycha Labs Certification shall not be reproduced, unless in its entirety, without written approval from Kaycha Labs. The results relate only to the material or product analyzed. ND=Not Detected, ppm=Parts Per Million, ppb=Parts Per Billion, RSD=Relative Standard Deviation. Limit of Detection (LOD) and Limit Of Quantitation (LOQ) are terms used to describe the smallest concentration that can be detected and reliably measured by an analytical procedure, respectively. Action Levels are State-determined thresholds based on the action limits published in Table 3.1 of 9 A.A.C. 17 and 9 A.A.C. 18. The Measurement of Uncertainty (MU) error is available from the lab upon request. The "Decision Rule" for pass/fail does not include the MU. Any calculated totals may contain rounding errors. Testing results were obtained according to requirements stated in QMS.100.010.AZ Quality Manual.

Ariel Gonzales

Lab Director

State License #
0000024LCMD66604568
ISO 17025 Accreditation # 97164

Signature
09/06/24



Certificate of Analysis

PASSED

Total Health & Wellness dba True Harvest



4301 W Buckeye Rd.
Phoenix, AZ, AZ, 85043, US
Telephone: (612) 599-4361
Email: jpastor@trueharvestco.com
License #: 00000100DCWU00857159

Sample : TE40904006-004


Harvest/Lot ID: AZTRHCL- 20240903- 061

Batch #: ALP240814 Sample Size Received : 17.51 gram
Sampled : 09/04/24 Total Amount : 7 gram
Ordered : 09/04/24 Completed : 09/06/24 Expires: 09/06/25
Sample Method : SOP Client Method

Page 4 of 6

 Microbial PASSED						 Mycotoxins PASSED					
Analyte	LOD	Units	Result	Pass / Fail	Action Level	Analyte	LOD	Units	Result	Pass / Fail	Action Level
SALMONELLA SPP			Not Present in 1g	PASS		TOTAL AFLATOXINS	1.4870	ppb	ND	PASS	20
ASPERGILLUS FLAVUS			Not Present in 1g	PASS		AFLATOXIN B1	1.4700	ppb	ND	PASS	20
ASPERGILLUS FUMIGATUS			Not Present in 1g	PASS		AFLATOXIN B2	1.8000	ppb	ND	PASS	20
ASPERGILLUS NIGER			Not Present in 1g	PASS		AFLATOXIN G1	1.9000	ppb	ND	PASS	20
ASPERGILLUS TERREUS			Not Present in 1g	PASS		AFLATOXIN G2	3.2500	ppb	ND	PASS	20
ESCHERICHIA COLI REC	10.0000	CFU/g	ND	PASS	100	OCHRATOXIN A	4.6100	ppb	ND	PASS	20
Analyzed by: 87, 331, 272	Weight: 0.9465g	Extraction date: 09/05/24 18:36:00	Extracted by: 331								
Analysis Method : SOP.T.40.056B, SOP.T.40.058.FL, SOP.T.40.208, SOP.T.40.209.AZ Analytical Batch : TE005730MIC Reviewed On : 09/06/24 12:22:40 Instrument Used : N/A Batch Date : 09/04/24 15:25:37 Analyzed Date : N/A						Analysis Method : SOP.T.30.500, SOP.T.30.104.AZ, SOP.T.40.104.AZ Analytical Batch : TE005745MYC Reviewed On : 09/06/24 16:11:42 Instrument Used : N/A Batch Date : 09/05/24 14:42:52 Analyzed Date : 09/05/24 15:04:27					
Dilution : 10 Reagent : N/A Consumables : N/A Pipette : N/A						Dilution : 25 Reagent : 082724.R35; 082724.R34; 073024.R31; 073024.R30; 090324.R12; 082624.R23; 081424.R31; 090324.R13; 041823.06 Consumables : 947.155; 8000038072; 111423CH01; 220318-306-D; 1008645998; GD23001; 426220-JC Pipette : TE-060 SN:20C35457 (20-200uL); TE-108 SN:20B18337 (100-1000uL)					

Aflatoxins B1, B2, G1, G2, and Ochratoxin A analysis using LC-MS/MS. (Methods: SOP.T.30.500 for sample homogenization, SOP.T.30.104.AZ for sample prep, and SOP.T.40.104.AZ for analysis on ThermoScientific Altis TSO with Vanquish UHPLC). Total Aflatoxins (sum of Aflatoxins B1, B2, G1, G2) must be <20µg/kg. Ochratoxin must be <20µg/kg.

 Heavy Metals PASSED			
Metal	LOD Units Result Pass / Fail Action Level		
ARSENIC	0.0030 ppm ND PASS 0.4		
CADMIUM	0.0020 ppm ND PASS 0.4		
LEAD	0.0010 ppm ND PASS 1		
MERCURY	0.0125 ppm ND PASS 0.2		
Analyzed by: 398, 39, 272, 87	Weight: 0.1968g	Extraction date: 09/05/24 15:07:18	Extracted by: 398
Analysis Method : SOP.T.30.500, SOP.T.30.084.AZ, SOP.T.40.084.AZ Analytical Batch : TE005740HEA Reviewed On : 09/06/24 08:47:12 Instrument Used : TE-153 "Bill" Batch Date : 09/04/24 19:38:57 Analyzed Date : N/A			
Dilution : 50 Reagent : 101723.14; 090324.R03; 090324.R01; 032724.07; 081624.01; 100121.01 Consumables : 111423CH01; 210705-306-D; 210725-598-D Pipette : TE-063 SN:20C50490 (20-200uL); TE-110 SN:20B18338 (100-1000uL)			

Heavy Metals screening is performed using ICP-MS (Inductively Coupled Plasma - Mass Spectrometer) which can screen down to below single digit ppb concentrations for regulated heavy metals. (Methods: SOP.T.30.500 for sample homogenization, SOP.T.30.084.AZ for sample prep by microwave digestion, and SOP.T.40.084.AZ for analysis by ThermoScientific iCAP RQ ICP-MS).



1231 W. Warner Road, Suite 105
Tempe, AZ, 85284, US
(480) 220-4470

Kaycha Labs

Alien Pharaoh
Alien Pharaoh
Matrix : Flower
Type: Cannabis Flower



Certificate of Analysis

PASSED

Total Health & Wellness dba True Harvest

4301 W Buckeye Rd.
Phoenix, AZ, 85043, US
Telephone: (612) 599-4361
Email: jpastor@trueharvestco.com
License #: 00000100DCWU00857159

Sample : TE40904006-004

Harvest/Lot ID: AZTRHCL- 20240903- 061

Batch#: ALP240814

Sampled : 09/04/24

Ordered : 09/04/24

Sample Size Received : 17.51 gram

Total Amount : 7 gram

Completed : 09/06/24 Expires: 09/06/25

Sample Method : SOP Client Method

Page 5 of 6

COMMENTS

* Confident Cannabis sample ID: 2409KLAZ0595.2457



* Cannabinoid TE40904006-004POT

1 - M3:D9-THC V1:D8-THC, THCA

* Volatile Pesticides TE40904006-004VOL

1 - M2: Chlorfenapyr.

This Kaycha Labs Certification shall not be reproduced, unless in its entirety, without written approval from Kaycha Labs. The results relate only to the material or product analyzed. ND=Not Detected, ppm=Parts Per Million, ppb=Parts Per Billion, RSD=Relative Standard Deviation. Limit of Detection (LOD) and Limit Of Quantitation (LOQ) are terms used to describe the smallest concentration that can be detected and reliably measured by an analytical procedure, respectively. Action Levels are State-determined thresholds based on the action limits published in Table 3.1 of 9 A.A.C. 17 and 9 A.A.C. 18. The Measurement of Uncertainty (MU) error is available from the lab upon request. The "Decision Rule" for pass/fail does not include the MU. Any calculated totals may contain rounding errors. Testing results were obtained according to requirements stated in QMS.100.010.AZ Quality Manual.

Ariel Gonzales

Lab Director

State License #
0000024LCMD66604568
ISO 17025 Accreditation # 97164

Signature
09/06/24



1231 W. Warner Road, Suite 105
 Tempe, AZ, 85284, US
 (480) 220-4470

Kaycha Labs

.....
 Alien Pharaoh
 Alien Pharaoh
 Matrix : Flower
 Type: Cannabis Flower



Certificate of Analysis

PASSED

Total Health & Wellness dba True Harvest

4301 W Buckeye Rd.
 Phoenix, AZ, AZ, 85043, US
Telephone: (612) 599-4361
Email: jpastor@trueharvestco.com
License # : 00000100DCWU00857159

Sample : TE40904006-004

Harvest/Lot ID: AZTRHCL- 20240903- 061

Batch# : ALP240814

Sampled : 09/04/24

Ordered : 09/04/24

Sample Size Received : 17.51 gram

Total Amount : 7 gram

Completed : 09/06/24 **Expires:** 09/06/25

Sample Method : SOP Client Method

Page 6 of 6

COMMENTS

* Confident Cannabis sample ID: 2409KLAZ0595.2457



This Kaycha Labs Certification shall not be reproduced, unless in its entirety, without written approval from Kaycha Labs. The results relate only to the material or product analyzed. ND=Not Detected, ppm=Parts Per Million, ppb=Parts Per Billion, RSD=Relative Standard Deviation. Limit of Detection (LOD) and Limit Of Quantitation (LOQ) are terms used to describe the smallest concentration that can be detected and reliably measured by an analytical procedure, respectively. Action Levels are State-determined thresholds based on the action limits published in Table 3.1 of 9 A.A.C. 17 and 9 A.A.C. 18. The Measurement of Uncertainty (MU) error is available from the lab upon request. The "Decision Rule" for pass/fail does not include the MU. Any calculated totals may contain rounding errors. Testing results were obtained according to requirements stated in QMS.100.010.AZ Quality Manual.

Ariel Gonzales

Lab Director

State License #
 0000024LCMD66604568
 ISO 17025 Accreditation # 97164

Signature
 09/06/24